



5128 Flag Drive Gallows Bay  
Christiansted St. Croix 00824  
340.778.3156



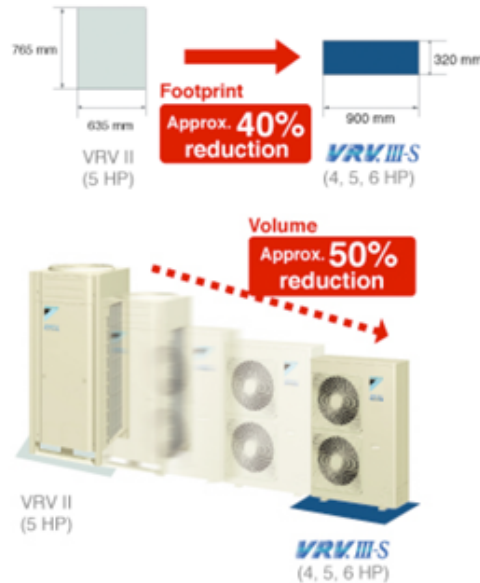
VRV III-S

Air Conditioners



**VRV III-S**  
THE INTELLIGENT AIR CONDITIONING SYSTEM

The VRV III-S is highly space saving, featuring slim and compact outdoor units. It is suitable for small offices and shops with capacities of 4, 5 and 6 HP.



### Outdoor unit can be installed on a balcony

The compact, trunk-shaped outdoor unit can easily be installed on a balcony, realising complete system installation within each floor. This enables more useful utilisation of the space on the building rooftop.





5128 Flag Drive Gallows Bay  
 Christiansted St. Croix 00824  
 340.778.3156

VRV III-S



Air Conditioners




Connectable to up to 9 indoor units

Multiple indoor unit combinations are possible\*. As many as 9 indoor units can be connected to a single outdoor unit, making the VRV III-S a remarkably versatile system.

\* Indoor units can be connected up to 130% of the capacity of the outdoor unit.

For a 6 HP installation

- >> 8 indoor units for a 5 HP installation
- >> 6 indoor units for a 4 HP installation



Long piping design possible

The VRV III-S provides the long piping length possibility of 150 m, with a total piping length of 300 m. If the outdoor unit is installed above indoor units the height difference can be up to a maximum of 50 m. These generous allowances facilitate an extensive variety of system designs.

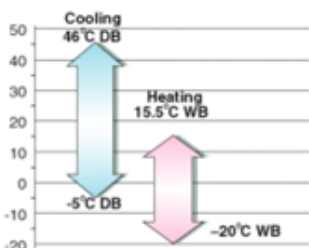


\* Contact your country's distributor for details.

Wide operation temperature range

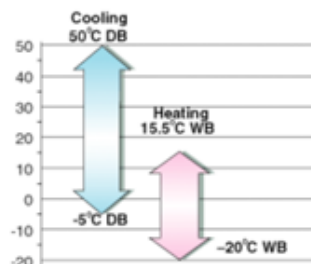
The versatile operating range of the VRV III-S system reduces limitations on installation locations. The operating temperature range for heating goes all the way down to -20 °C, while cooling operations can be performed with outdoor temperatures as high as 46 °C. In addition, the VRV III-S for high outdoor temperature use can tolerate up to 50 °C during cooling operations.

Certified operation temperature range



For high outdoor temperature use

Certified operation temperature range



\* Refer to the Engineering Data for cooling/heating capacities.  
 \* Please contact your distributor to confirm cooling/heating capacities when outdoor temperatures are 46 °C or higher.



5128 Flag Drive Gallows Bay  
 Christiansted St. Croix 00824  
 340.778.3156




VRV III-S



Air Conditioners

**Daikin's cutting-edge technology**



**1. Reluctance DC scroll compressor**

Overheating losses are reduced by pressurising the area around the motor, boosting Energy saving performance in conjunction with other features.

**High thrust mechanism**

By introducing high pressure oil, the reactive force from the fixed scroll is added to the internal force, thereby reducing thrust losses. This results in improved efficiency and suppressed sound levels.



**Powerful magnets**

Use of Neodymium magnets in the motor enables efficient generation of high torque, reducing the size of the compressor.

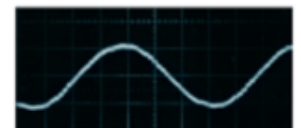
**Stronger materials**

The strength of the casing has been increased by boosting the internal dome pressure.

**Smooth sine wave DC Inverter**

Use of an optimised sine wave smoothes motor rotation, further improving operating efficiency.

Sine wave DC inverter



**Optimal refrigerant configuration**

Changes to the shape of the spiral and volume ratio result in optimal refrigerant layout.



5128 Flag Drive Gallows Bay  
 Christiansted St. Croix 00824  
 340.778.3156




VRV III-S



**VRV III-S**  
 THE INTELLIGENT AIR CONDITIONING SYSTEM

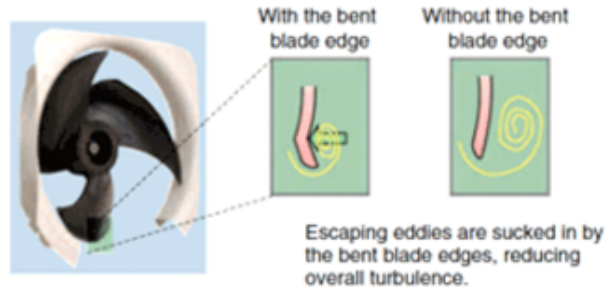
Air Conditioners

Daikin's cutting-edge technology



2. Smooth Air Inlet Bell Mouth and Aero Spiral Fan


These two features work to significantly reduce noise. Guides are added to the bell mouth intake to reduce turbulence in the airflow generated by fan suction. The new Aero Spiral Fan features fan blades with the bent blade edges, further reducing turbulence.



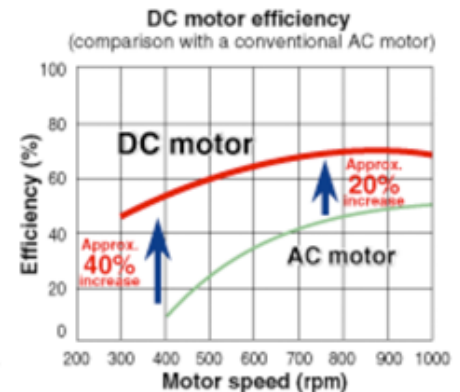
3. DC fan motor

Efficiency improved in all areas compared to conventional AC motors, especially at low speeds.

DC fan motor structure



Note:  
 Data are based on studies conducted under controlled conditions at a Daikin laboratory.



4. Super Aero Grille

Refined ventilation mechanism enables further reduction in required fan power.

5. SC heat exchanger

A larger sub-cooled area reduces refrigerant flow sound by making it easier to form a liquid seal in front of the electrical valve.